



Vertex Unique Labelled Subgraph Mining for Vertex Label Classification

Wen Yu , Frans Coenen , Michele Zito and Subhieh El Salhi

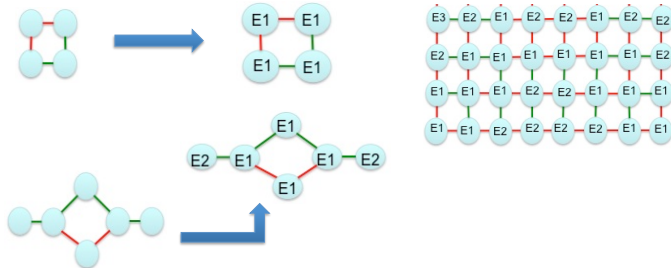
Department of Computer Science,
The University of Liverpool

Overview

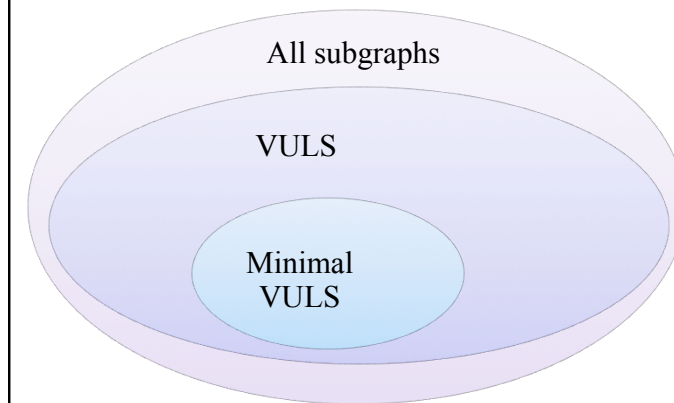
- A novel mechanism for vertex label classification based on Vertex Unique Labelled Subgraph Mining (VULSM) is proposed.
- Training process: Minimal Right-most Extension VULS Mining (minREVULSM) algorithm.
- Classification process: the Match-Voting algorithm.
- Evaluation using real data in the context of a sheet metal forming application.

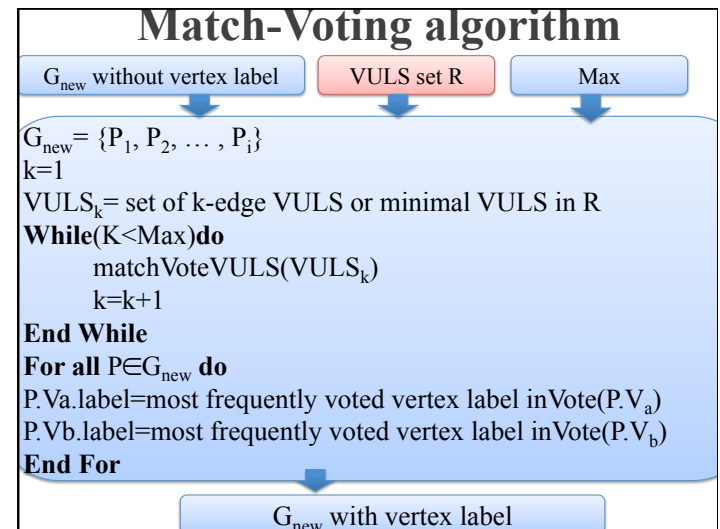
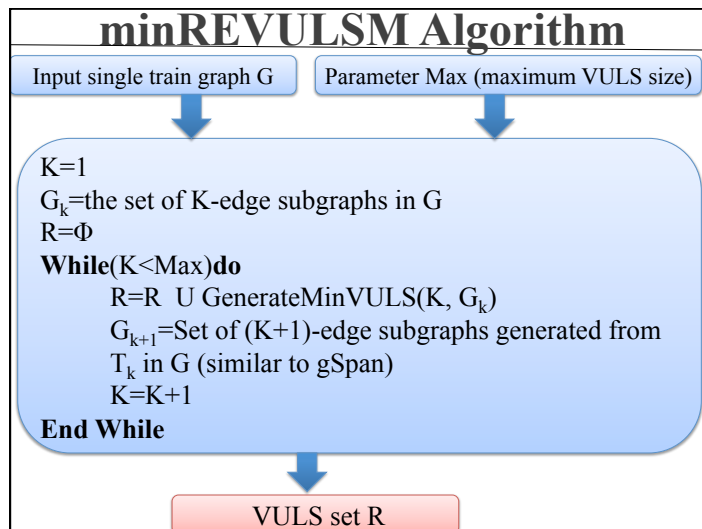
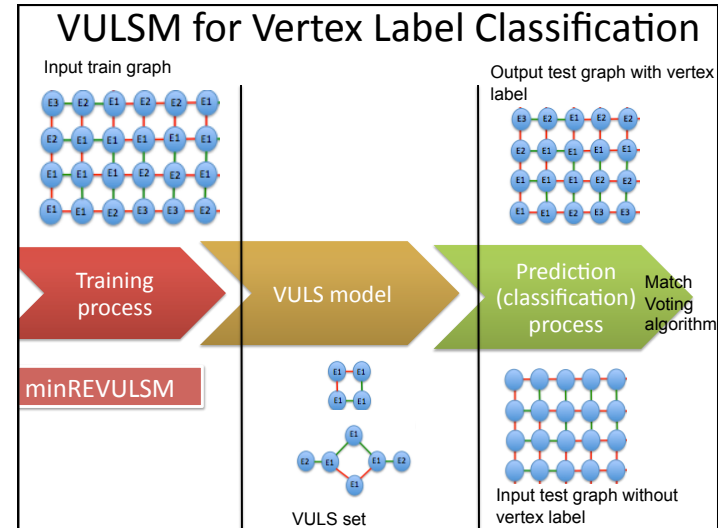
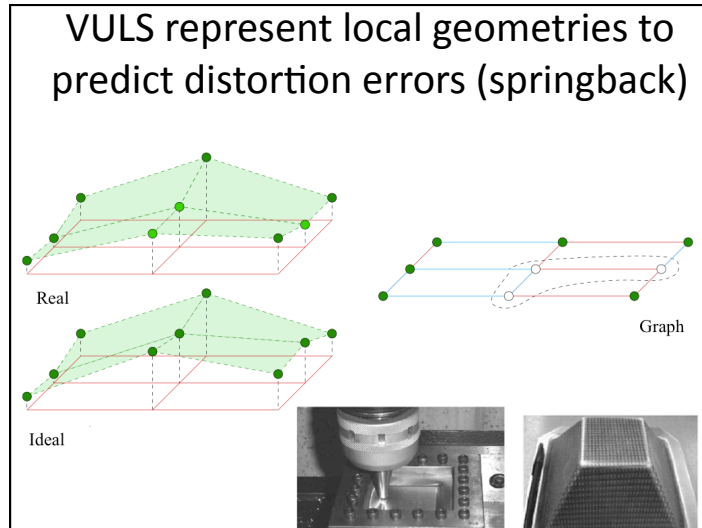
Definition of VULS

- A **VULS** is a **subgraph** with a particular structure and a specific edge labelling that has a **unique vertex labelling** associated with it.
- A **minimal VULS** is a VULS which is not a super-graph of any other VULS.



Two Types of VULS





Evaluation

All VULS versus Minimal VULS

- ❖ Number of VULS
- ❖ Accuracy
- ❖ AUC
- ❖ Runtime (seconds)

Experimental results 1

<i>max</i>	$ L_E \times L_V $	All VULS			min VULS		
		$d = 10$	$d = 12$	$d = 14$	$d = 10$	$d = 12$	$d = 14$
4	2×2	25	37	24	16	17	18
	3×2	137	135	112	41	35	25
	4×2	286	299	303	70	54	76
5	2×2	139	144	110	50	40	76
	3×2	611	689	573	53	113	37
	4×2	1466	1564	1628	112	113	84
6	2×2	665	696	526	118	46	204
	3×2	2732	3366	2886	87	277	42
	4×2	7137	7423	8392	205	173	89

Number of VULS Comparison

Experimental results 2

<i>max</i>	$ L_E \times L_V $	All VULS			min VULS		
		$d = 10$	$d = 12$	$d = 14$	$d = 10$	$d = 12$	$d = 14$
4	2×2	29.00	9.03	43.37	38.00	26.39	83.67
	3×2	39.00	13.89	37.24	70.00	38.19	78.06
	4×2	37.00	22.92	42.35	68.00	72.22	90.82
5	2×2	30.00	11.81	51.02	70.00	65.28	88.78
	3×2	49.00	17.36	33.67	70.00	58.33	82.65
	4×2	57.00	23.61	15.31	67.00	93.75	91.33
6	2×2	24.00	15.97	47.45	70.00	72.92	92.86
	3×2	31.00	22.22	35.20	70.00	89.58	91.33
	4×2	52.00	20.83	12.76	67.00	77.78	91.33

Accuracy Comparison

Experimental results 3

<i>max</i>	$ L_E \times L_V $	All VULS			min VULS		
		$d = 10$	$d = 12$	$d = 14$	$d = 10$	$d = 12$	$d = 14$
4	2×2	44.90	52.88	58.35	34.92	61.87	75.09
	3×2	47.86	7.19	33.70	50.32	19.78	50.72
	4×2	44.41	21.51	31.17	49.93	37.41	49.72
5	2×2	44.58	54.32	59.88	50.32	33.81	72.56
	3×2	52.87	8.99	31.74	50.32	30.22	53.24
	4×2	53.40	12.23	19.03	48.20	48.56	50.00
6	2×2	31.18	56.47	60.58	50.32	37.77	72.13
	3×2	37.13	11.51	32.58	50.32	46.40	57.99
	4×2	44.78	10.79	20.29	48.20	40.29	50.00

AUC Comparison

Experimental results 4

<i>max</i>	$ L_E \times L_V $	All VULS			min VULS		
		$d = 10$	$d = 12$	$d = 14$	$d = 10$	$d = 12$	$d = 14$
4	2×2	0.34	0.52	0.50	0.27	0.32	0.37
	3×2	0.48	0.66	0.74	0.28	0.36	0.41
	4×2	0.59	0.82	0.87	0.40	0.38	0.41
5	2×2	0.7	1.07	0.93	0.35	0.45	0.55
	3×2	1.35	1.53	1.41	0.39	0.75	0.47
	4×2	1.50	1.69	1.64	0.42	0.60	0.46
	4×3	1.66	1.69	2.38	0.76	0.99	1.04
6	2×2	1.62	1.81	1.54	0.53	0.63	0.95
	3×2	1.91	2.78	3.24	0.46	1.15	0.56
	4×2	4.03	4.88	5.84	0.42	0.80	0.68

Runtime Comparison (seconds)

Conclusions and further study

- ❖ A novel mechanism for vertex label classification based on Vertex Unique Labelled Subgraph Mining (VULSM) has been described.
- Training process: Minimal Right-most Extension VULS Mining (minREVULSM) algorithm.
- Classification process: the Match-Voting algorithm.
- ❖ Minimal VULS mining is both efficient and effective (at least in the context of the sheet metal forming application used for the evaluation).
- ❖ Further work to investigate more sophisticated ways of conducting VULS based classification to improve vertex label prediction performance.

Questions and suggestions

End

Thank you for your attention!